



Gyptone® **BIG™** Curve
LIGHT INTEGRATION



Gypsum Ceilings Solutions

Get the perfect ceiling feeling



Better ceilings. Better spaces.



Ceilings are so much more than just a roof for interiors – they can elevate spaces to a whole new level and make a real positive difference to the everyday lives of end-users. Our series of gypsum-based ceilings solutions are crafted to meet every project demand, from cost-efficiency and high technical performance, to quick installation, adaptability, safety, acoustic control and stunning aesthetics.



Designer Series

Explore our premium and perforated ceilings ranges to combine outstanding design possibilities with acoustic performance. Our Designer Series inspires architects to create spaces that are both stunning and comfortable.



Healthier Indoor Spaces with Gyptone® Activ'Air®



Gyptone® Activ'Air® technology actively improves indoor air quality by removing up to 70% of the formaldehyde.

By choosing Gyptone® Activ'Air®, you not only improve the acoustic indoor climate but also enhance the indoor air quality, where VOCs like formaldehyde are decomposed and removed with the Activ'Air® technology. This contributes to meeting the formaldehyde concentration limits defined by the WHO and ensures a healthy indoor climate for the children and adults who use the rooms.



Bring your dream ceiling to life with Gypsum Ceiling Solutions.

Decorative and Acoustic Ceilings

Create spaces that sound as good as they look with Gyptone®.

Part of our **Designer Series**, Gyptone® ceilings make outstanding-looking, harmonious spaces. Our expertise and craft has produced a ceiling solution that not only delivers exceptional elegance and durability, but also healthy and comfortable indoor environments.

Aesthetic Freedom

Enjoy the aesthetic freedom that comes with plasterboard ceilings systems' decorative flexibility and personalisation possibilities. Choose from a collection of hexagonal and square perforation options, arranged into patterns to create eye-catching designs.

Noise Control

Gyptone®'s acoustic absorption performance allows for immaculate sound control to create quiet, peaceful spaces.

Best-In-Class Certifications

Gyptone® ceiling solutions are designed to enhance both acoustics and aesthetics in virtually any space. Our systems promote superior indoor air quality and feature durable, long-lasting surfaces, all crafted with sustainability at their core.





BETTER

FOR PEOPLE

HARMONIC INTERPLAY. Expansive, sound-dampening surfaces create a sense of peace and harmony. When complemented by ceiling shapes that gently wave, they open up entirely new possibilities. The ceiling becomes an exciting and integrated component of the room's overall architecture.

This foundation serves as the starting point for developing our BIG™ Curve solutions. The myriad combination options and patterns allows for the easy creation of a new ceiling architecture that is both visually appealing and functional.

FUNCTIONALITY, INTEGRATED AESTHETICS, AND SUSTAINABILITY. Visual expression is harmonized with functionality—improved indoor environment, structural integrity, and acoustic benefits.

Our designs, formats, and systems for acoustic ceilings and walls provide freedom and flexibility in design during the planning phase. Additionally, Gyptone®'s solutions are made from recyclable materials.

In this brochure, we present a range of solutions that combine captivating architecture with effective acoustics and durability.



Design



Architecture



Indoor
Environment



Flexibility



Strength



Recyclable
Gypsum

Did you know?

We spend **90%** of our time
in enclosed spaces.

At home.
At work.
At school.
At friends...



With this atrium, the client aims to establish a distinctive focal point within the building, characterized by abundant natural light and high ceilings. This design not only enhances learning opportunities and spatial experiences but also promotes energy efficiency and user comfort.



ARCHED AND CURVED CEILINGS WITH ACOUSTIC PROPERTIES



Gyptone® BIG™ Curve offers the ability to create curved shapes in ceilings. With the large, thin format boards, you can achieve expansive, seamless ceiling surfaces in soft, wave-like forms, completely free of visible joints or grid systems.


The Gyptone® BIG™ Curve products feature tapered long edges and are available in three standard patterns, as well as the BIG™ Curve Base, which is free of perforations.

Gyptone® BIG™ Curve solutions can be combined with Gyptone® BIG™ boards to create large, continuous ceiling surfaces. Additionally, there is an opportunity to incorporate the room's lighting as a natural element of the ceiling design.

Gyptone® BIG™ Curve can be dry bent into relatively small arcs (with a radius of 2.2 m) and can achieve even tighter curves through wet bending. This flexibility allows Gyptone® BIG™ Curve to be used in conjunction with walls and balconies where smaller arches are desired.



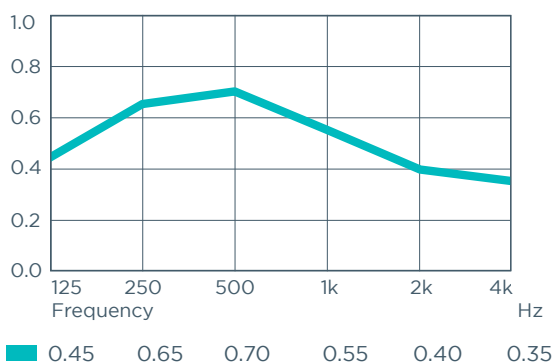
- ✓ Improved Acoustics
- ✓ Natural Light Distribution
- ✓ Improved Air Quality
- ✓ Enhanced Aesthetic Appeal



ACOUSTICS

Gyptone® BIG™ Curve helps reduce reverberation time and enhances speech intelligibility. This sound-absorbing solution is made from a 6.5 mm specialized gypsum board with flexible properties, featuring acoustic tissue on the back for optimal performance.

PRACTICAL ABSORPTION FACTOR α_P



Example: Gyptone® BIG™ Curve Line 6 Construction Height: 200 mm

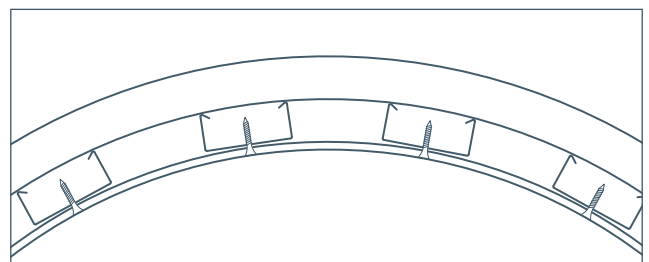
The construction height refers to the distance between the underside of the suspended ceiling system and the floor structure or ceiling construction. These measurements are based on a flat surface.

The curvature of the boards can impact their sound absorption properties. Additionally, the sound absorption performance of the boards is influenced by the construction height and the presence of any mineral wool behind them.

MOUNTING

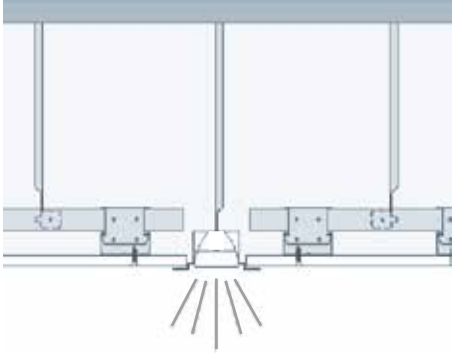
Gyptone® BIG™ Curve is secured to curved profiles using screws specifically designed for hard gypsum boards. The board joints must be taped and filled before the surface is treated.

INSTALLATION ILLUSTRATED

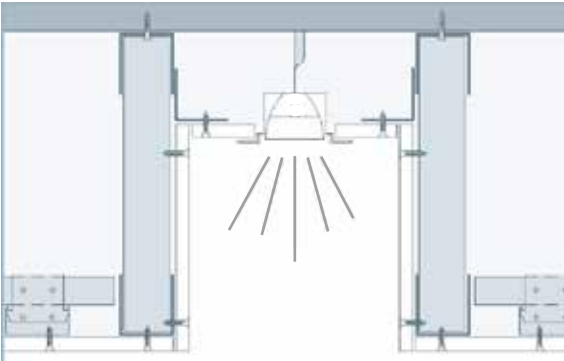


Gyptone® BIG™ Curve with Edge B1:
Hidden grid system.
Suspended ceiling - not demountable.
Directly mounted on curved steel.

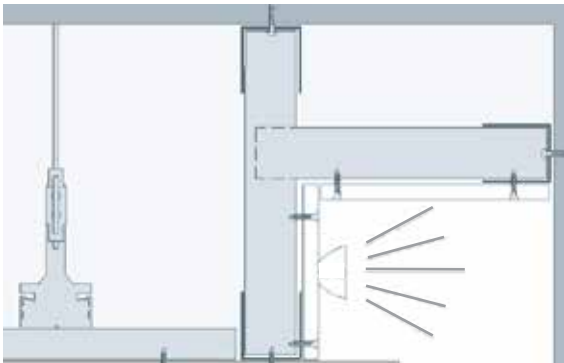
INTEGRATION OF LIGHT



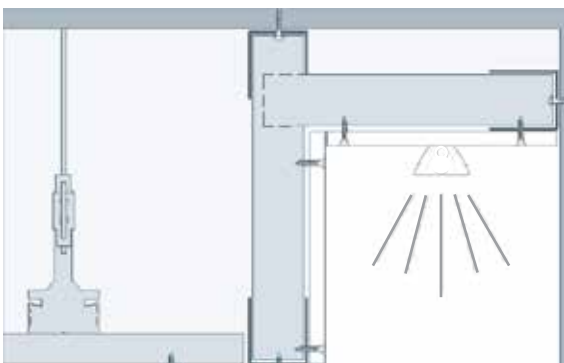
The light source is flush with the ceiling.



Light source centered and integrated into the recess in the ceiling.



Indirect light source in a recess along the wall.



Vertical light source in a recess along the wall.

CEILING AND LIGHTING IN PERFECT HARMONY.

With Gyptone® BIG™ Curve ceilings, you can seamlessly integrate lighting fixtures, downlights, ventilation, and more, creating a natural and cohesive interplay with the ceiling design.

You have the flexibility to decide whether the installations should break through the ceiling surface or be recessed, resulting in a sleek and elegant appearance. The featured solutions highlight a simple integration of ceiling and lighting, where the design naturally complements the ceiling's overall architecture.



SUSTAINABILITY

More Performance With Less

NATURAL AND SUSTAINABLE MATERIALS. Gyptone® ceiling products are made from natural, recyclable materials, such as thoroughly tested gypsum and cardboard.

Gyptone® reuses returned gypsum, where all the gypsum waste is crushed and separated into fine gypsum powder and ready for use in new gypsum products. And we take care of having updated EPDs, Environmental Product Declarations, on our Gyptone® products.


FUNCTIONALITY AND STRENGTH. Gyptone® ceilings are both robust and durable. Their low maintenance costs, ease of repair after installation, and classic patterns and designs contribute to an extended lifespan.

BUILT-IN ACOUSTICS. Acoustics play a crucial role in any building project and are essential to the indoor environment. Acoustic conditions must be tailored to the intended use of each space and seamlessly integrated into the overall design of the room.

This complexity in material and property requirements does not necessitate a complicated solution. Gyptone® acoustic ceilings inherently possess excellent acoustic properties. By combining Gyptone® ceilings with corresponding walls, you can achieve optimal acoustic conditions without compromising on aesthetics.








Get in touch today
to find out more
about Gypsum
Ceiling Solutions


Create Your Own Ceiling Design

Gyptone® BIG™ Curve are produced in 1,200 x 2,400 mm boards.


Gyptone® BIG™ Curve
LINE 6



Gyptone® BIG™ Curve
QUATTRO 41



Gyptone® BIG™ Curve
SIXTO 63



Gyptone® BIG™ Curve
BASE 31



SAINT-GOBAIN RIGIPS GMBH
Schanzenstraße 84
40549 Düsseldorf
Germany

gyptone.com