


Edges and fixing systems  
Gyptone ceilings  
3.3.2 Edge A1

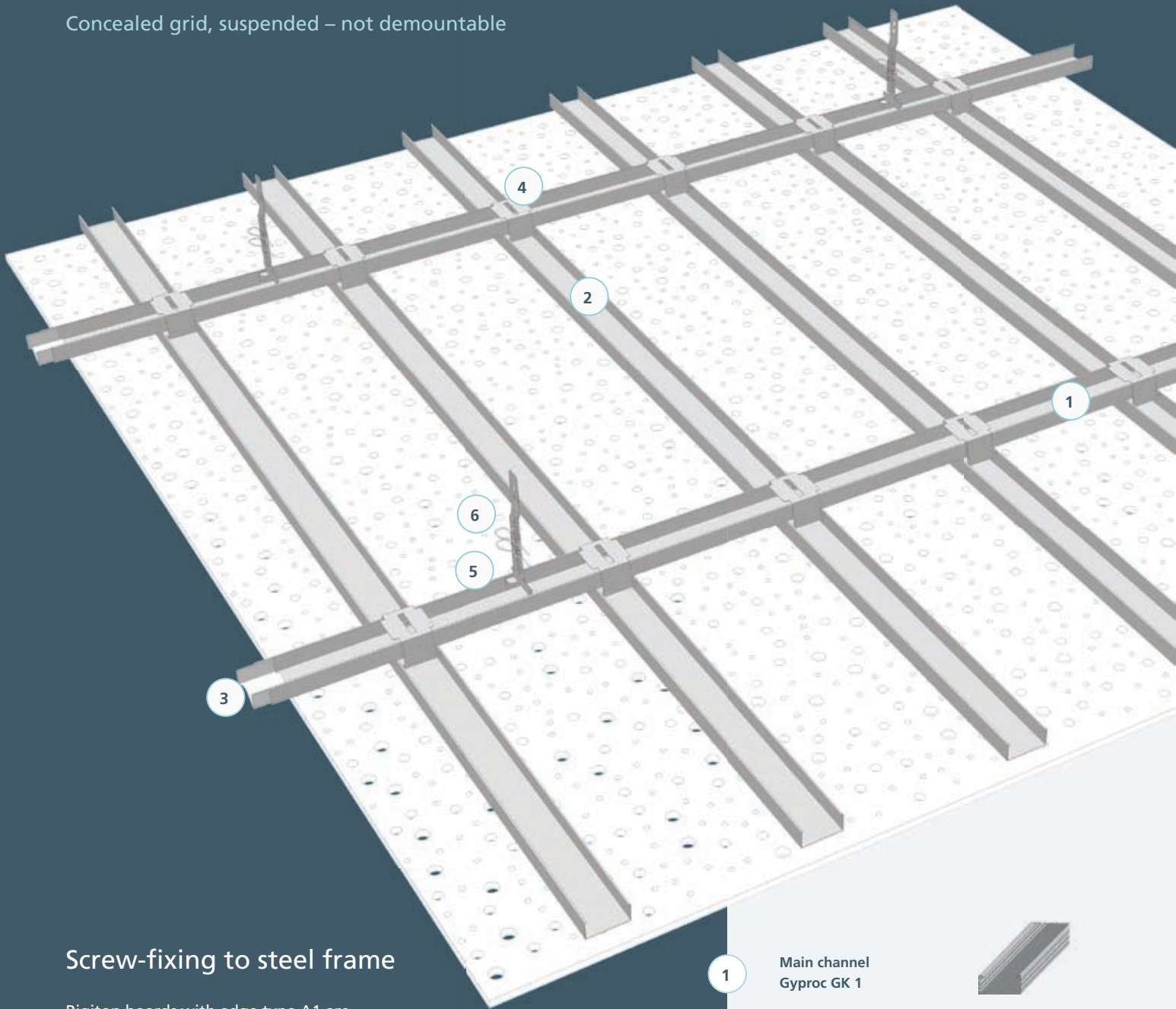


**Gyptone®**

Reflecting everyday life

# Edge A1

Concealed grid, suspended – not demountable



## Screw-fixing to steel frame

Rigiton boards with edge type A1 are fixed on concealed and suspended GK(CD) grids in two levels.

The joints of the boards are glued and filled. The boards are painted after installation and are not demountable.

## Painting

The boards with edge type A1 are supplied unpainted. Painting takes place at the building site.

The boards are painted with a roller. The tiles must not be spray-painted as this significantly impairs sound absorption.

1

Main channel  
Gyproc GK 1



2

Cross channel  
Gyproc GK 1



3

Connector  
Gyproc GK 20



4

Jointing plate  
Gyproc GK 22



5

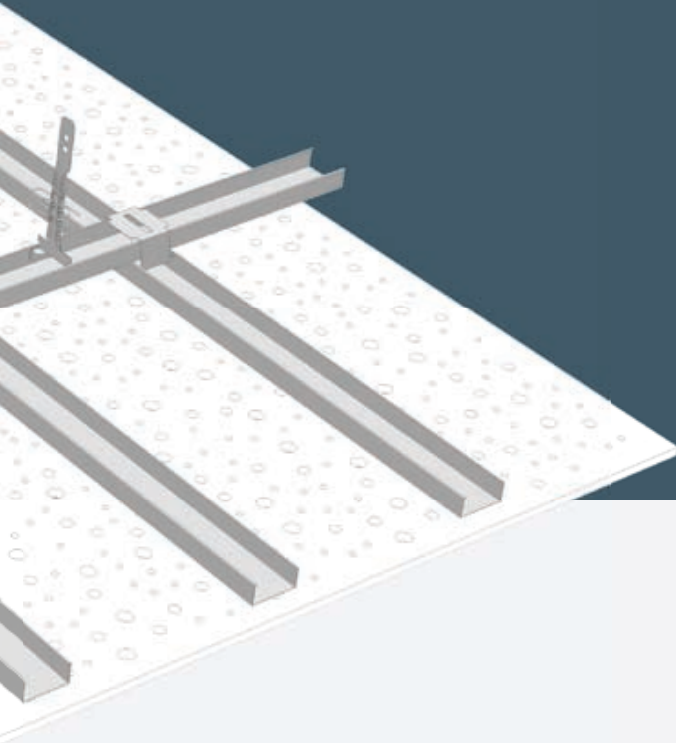
Bottom hanger  
Gyproc GK 26-01



6

Top hanger  
Gyproc GK 27 and  
clip





## Guide to material usage

Item	Term	cc	Length mm	Consumption /m <sup>2</sup>	
1	Main channel	GK(CD) 1	1000	4000	1.00
2	Cross channel	GK(CD) 1	max 320	4000	3.13
3	Connector	GK(CD) 20	-	-	1.00
4	Jointing plate	GK(CD) 22	-	-	3.13
5	Bottom hanger	GK(CD) 26-01	900	-	1.10
6	Top hanger	GK(CD) 27	900	150-1000	1.10

More information can be found on  
[www.gyptone.com](http://www.gyptone.com)

# www.gyptone.com

Gyptone.com is not just a home page. Here you can find all Gyptone products "live" – see [www.gyptone.com](http://www.gyptone.com) – choose the 3D product gallery and you will enter a 3D universe where all our products can be turned around and over, put together with different systems and displayed exactly the way you want them in your project.



Gyproc A/S  
Hareskovvej 12  
DK-4400 Kalundborg  
Denmark  
Tel.: +45 59 57 03 30  
Fax: +45 59 57 03 01  
e-mail: [info@gyproc.com](mailto:info@gyproc.com)  
[www.gyptone.com](http://www.gyptone.com)

October 2007

