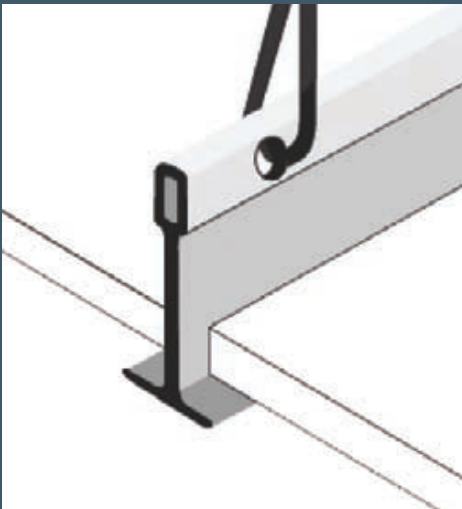



Edges and fixing systems
Gyptone ceilings
3.2.2 Edge E15

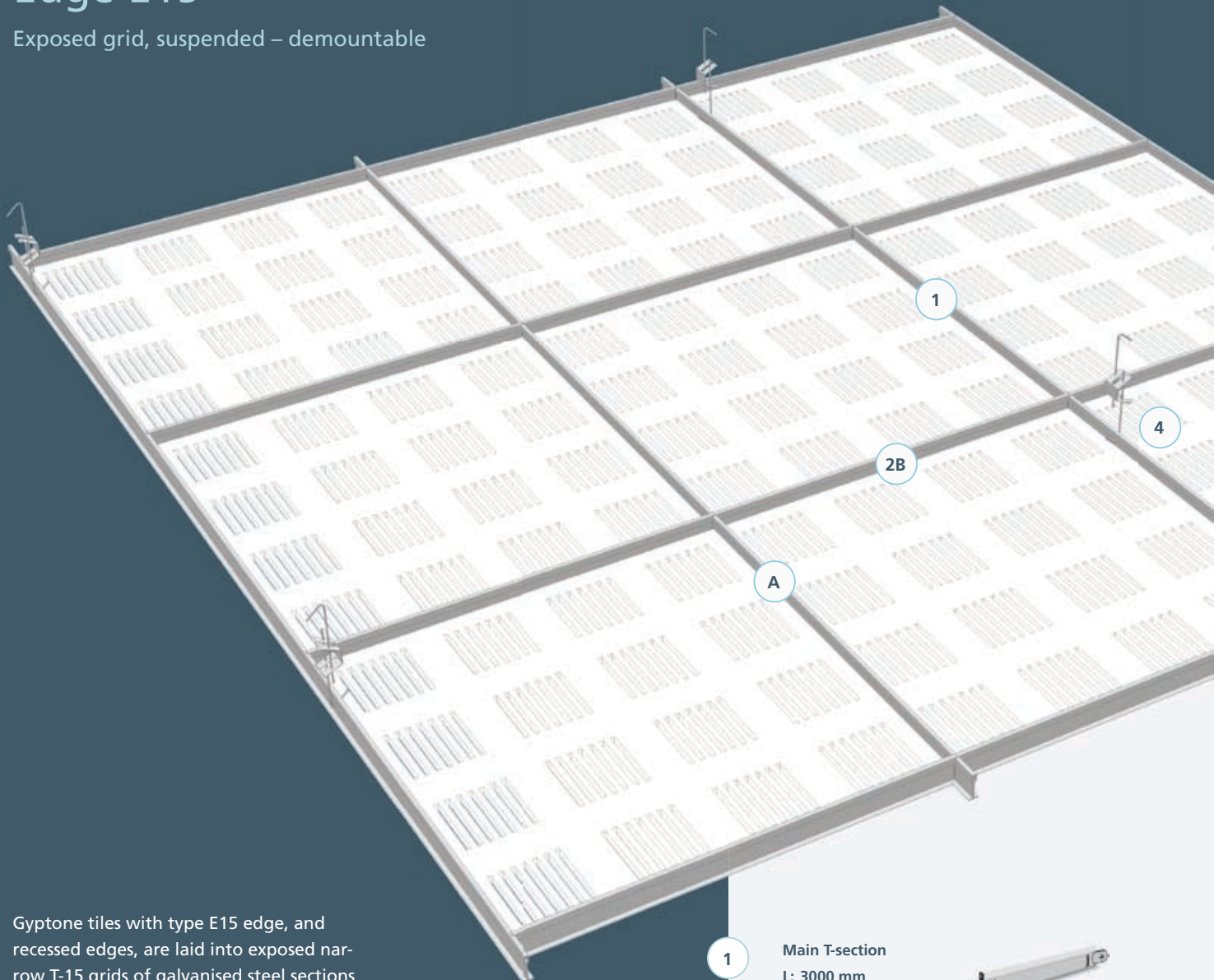


Gyptone®

Reflecting everyday life

Edge E15

Exposed grid, suspended – demountable



Gyptone tiles with type E15 edge, and recessed edges, are laid into exposed narrow T-15 grids of galvanised steel sections with white lacquered capping.

The grid is suspended with for example adjustable hangers. The tiles are pre-painted and demountable.

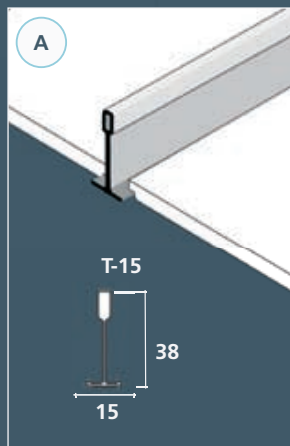
Loading

The maximum load of the grid – apart from the weight of the tile – for a maximum of 3 mm sagging between the points of suspension, cc 1200 mm, is as follows:

- distributed load: 5 kg/m for T-15
- point load: 3 kg for T-15 (one point load in the centre)

Tiles

The tiles can – for a maximum of 2 mm sagging – be point loaded with 3 kg/tile.



1

Main T-section
L: 3000 mm



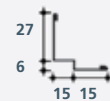
2

Cross T-section
L: 600 mm (2A) or
1200 mm (2B)



3

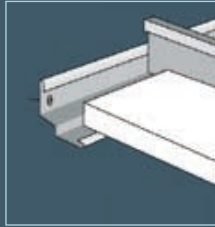
3) Shadow-line moulding
L: 3000 mm



4

Hangers for
90 - 1500 mm lengths





2A Frieze as edge E




Alternative frieze as edge A

Fastening to wall

Shadow-line moulding is attached using screws suitable for the material behind and at cc 300 mm. Alternatively, margins can be made as for edge A and fixed to wall angle 4133301 or as shadowline moulding 4140018.

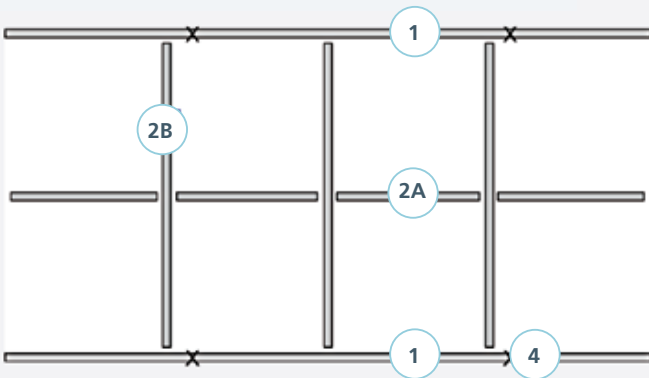
Colours

Tiles with type E edge are supplied pre-painted white NCS-0500 as standard. Exposed parts of the grid are lacquered white.



Product and grid system

All Gyptone products with edge type E15 fit T-15 grids.



Tiles 600 x 600 mm (modular size).

Guide to material usage

Guide to material usage per m² for T-15 – hangers and accessories

Item	Term	cc	600 x 600 mm	
1	Main T-section	4120180	1200	0.9 m
2A	Cross T-section / 600 mm	4120161	1200	0.9 m
2B	Cross T-section / 1200 mm	4120163	600	1.7 m
3	Shadow-line moulding	4140017	-	According to measurement
4	Hangers cc 1200		1200	0.7 pieces

More information can be found on www.gyptone.com – montage / kanter where PDF documents can also be printed.

www.gyptone.com

Gyptone.com is not just a home page. Here you can find all Gyptone products "live" – see www.gyptone.com – choose the 3D product gallery and you will enter a 3D universe where all our products can be turned around and over, put together with different systems and displayed exactly the way you want them in your project.



Gyproc A/S
Hareskovvej 12
DK-4400 Kalundborg
Denmark
Tel.: +45 59 57 03 30
Fax: +45 59 57 03 01
e-mail: info@gyproc.com
www.gyptone.com

October 2007

