



Basic patterns
Gyptone ceilings
2.1.1 Line 4 – Tiles



Gyptone®

Reflecting everyday life



Gyptone Line 4 – Tiles


- Rectangular holes
- Four different edge designs
- For concealed and exposed grids



Gyptone Line 4

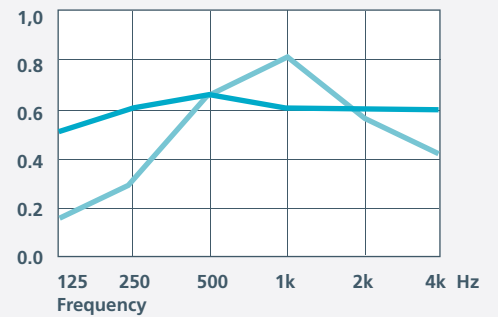
The range of products for Gyptone Line includes one standard pattern with rectangular holes. The tiles are produced in four different edge designs, suitable for both exposed and concealed grids.

The tiles have perforations which together with the acoustic backing tissue provide good acoustic properties.



Acoustics

Practical absorption coefficient α_p




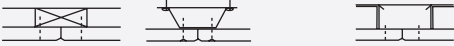






0.15	0.30	0.65	0.80	0.55	0.40
0.50	0.60	0.65	0.60	0.60	0.60
■ Construction height 58 mm					
■ Construction height 200 mm					

These measurements meet the requirements of ISO 354. All measurements were carried out on standard tiles with acoustic tissue laminated on the back.

The construction height specifies the distance between the undersides of the suspended ceiling and the existing construction.

The tiles' sound absorption is affected by the construction height and by any mineral wool behind them.

Edges	Modular size (mm)	Thickness (mm)	Grids	Fixing/surface treatment
Edge A 	600 x 600, 625 x 625, 24" x 24" and 600 x 1200	12.5	Exposed T-15 grid Exposed T-24 grid 	Demountable/Pre-painted
Edge B 	600 x 600, 625 x 625, 24" x 24" and 600 x 1200	12.5	Timber battens Primary/secondary system GK(CD)-system 	Not demountable/Unpainted
Edge D1 	600 x 600 and 625 x 625	12.5	Concealed T-24 grid 	Demountable/Pre-painted
Edge E15 	600 x 600, 625 x 625 and 24" x 24"	12.5	Exposed, recessed T-15 grid 	Demountable/Pre-painted

Hole size: 6 x 95 mm
Perforated area: 18%

These measurements apply to tiles with edge B and D1. Tiles with edge A and E15 for exposed grids are undersized by 6 mm.

Design and technical data

Product description

Gyptone Line is made out of Gyproc plasterboard. The holes are punched in the tiles with great precision. The tiles are backed with an acoustic tissue.

Fixing

Gyptone Line (excluding edge D1) is suitable for all standard exposed and concealed grids, either as demountable or fixed tiles.

Construction height

The smallest possible standard construction height is as follows:


Edge A + E15 (exposed grid) = 100 mm

Edge D1 (concealed grid) = 100 mm

Edge B (screw-fixed on steel base with adjustable wires and two-level GK(CD) grids) = 170 mm including the plasterboard.

Surface

Gyptone Line is supplied pre-painted white NCS 0500, in A, D1 and E15 edge designs. Gyptone Line is supplied unpainted in edge design B. All surface treatments are carried out on site. The tiles are painted using a roller. The tiles must not be spray-painted, as



this considerably reduces their sound absorption capacity.

Fire

A2-s1, d0 (Excl. D1), B-s1, d0 (D1).

Edges

A, B, D1 and E15.

Gloss and light reflection

Gloss value 5-9 according to ISO 2813.

Light reflection approx. 70% with standard paint finish.

Dimensional stability

Gyptone Line should be installed and used in areas with a relative humidity not exceeding 70% for prolonged periods.

Dimensions

Modular sizes 600 x 600, 625 x 625, 24" x 24" and 600 x 1200.

Thickness 12.5 mm.

Gyptone BIG Line can be supplied in large modular size 900 x 2700 and 1200 x 2400.

Weight

Approx. 8 kg/m².

Cleaning

Gyptone Line can be cleaned with a damp cloth. Most standard cleaning agents can be used.

Maintenance

Repainting must be done with a roller. The tiles must not be spray-painted, as this impairs sound absorption.

Guidance on installation and more information can be found on www.gyptone.com





www.gyptone.com

Gyptone.com is not just a home page. Here you can find all Gyptone products "live" – see www.gyptone.com – choose the 3D product gallery and you will enter a 3D universe where all our products can be turned around and over, put together with different systems and displayed exactly the way you want them in your project.



Gyproc A/S
Hareskovvej 12
DK-4400 Kalundborg
Denmark
Tel.: +45 59 57 03 30
Fax: +45 59 57 03 01
e-mail: info@gyproc.com
www.gyptone.com

October 2007

